

**Year Group 1**  
Summer

**Knowledge Organiser:** Design & Technology

**Theme:** We Love London



**Strands:**

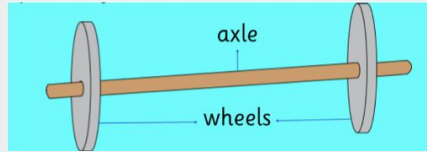

Mechanisms-  
Wheels & Axles

**What have I learnt already:**

In Reception, you used your imagination and a range of resources to build different vehicles

**Key knowledge that will be learnt:**

How wheels move, and  
That wheel & axle mechanisms can be used in two  
different ways



To design and make a vehicle  
for a user and evaluate your  
work against design criteria



**Key Vocabulary:**

mechanism	A device used to create movement in a product
wheel	A circle-shaped device that allows things to move more easily
axle	A rod that connects wheels and allows them to turn
chassis	The base frame of a vehicle
axle holder	Holds the wheels & axle mechanism in place on the chassis
rotate	To turn round & round
user	The person or people that you are designing the product for



**Year Group 1**  
Summer

**Knowledge Organiser:** Design & Technology

**Theme:** We Love London



**Strands:**  
Cooking & Nutrition

**What have I learnt already:**

In nursery & reception you learnt how to hold & use cutlery

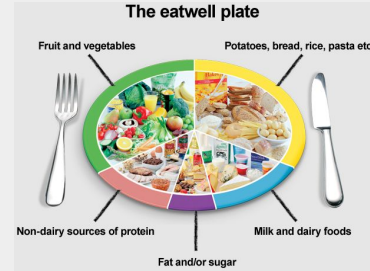
How to use different tools safely

You talked about what you made & how you made it

You talked about who you were making your product for

**Key knowledge that will be learnt:**

That there are different food groups.



To group food products into fruits & vegetables, protein, fats & sugars, carbohydrates & dairy



To cut ingredients safely

To prepare simple dishes safely & hygienically



To measure out ingredients

**Key Vocabulary:**

ingredients

The food items needed to prepare or cook a certain dish

cleanly

Making sure that your hands, tools and ingredients are washed and clean so that you can stay healthy

Lighter & heavier

The strawberry is **lighter** than the carrot- it weighs less



The carrot is **heavier** than the strawberry- it weighs more

Equal

When two or more things are the same weight

