

Year Group 1
Spring

Knowledge Organiser: Art & Design

Theme: Animal Kingdom



Strands:

Drawing
Painting
Sculpture


What have I learnt already?

In EYFS you explored materials, tools & techniques to create sculptures.


You explored different textures and also used colour mixing.

Key knowledge that will be learnt

That artists use observational drawing to improve their drawing skills and to understand the object they are drawing.

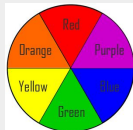


That sculptures are works of art in 3D (three-dimensional) and can be made from different materials like stone, wood & clay.



You will learn different techniques to create 3D form in clay.

Colour mixing to create Secondary colours



Key Vocabulary:

Observational drawing	Looking carefully & drawing what you can see
texture	The way a surface feels, or looks like it would feel in a drawing or painting
form	A three-dimensional shape
pattern	An arrangement of lines, shapes or colours
sculpture	Works of art in 3D
Secondary colours	Orange, green & purple are secondary colours. They are created by mixing primary colours together (red, yellow and blue)